



DEMAND MORE

# **Intex Technologies (India) Ltd.**

*Face 2 Face Procedure*



DEMAND MORE

**Note: Basic requirement to run Face 2 Face in IN4470.**

1. SIM should be GPRS activated.
2. Both party should have same Phone for Face 2 Face (IN 4470,IN 4470N,IN 6633) or Face 2 Face compatible phone.
3. Phone should have Minimum of 128 MB external memory card.



DEMAND MORE

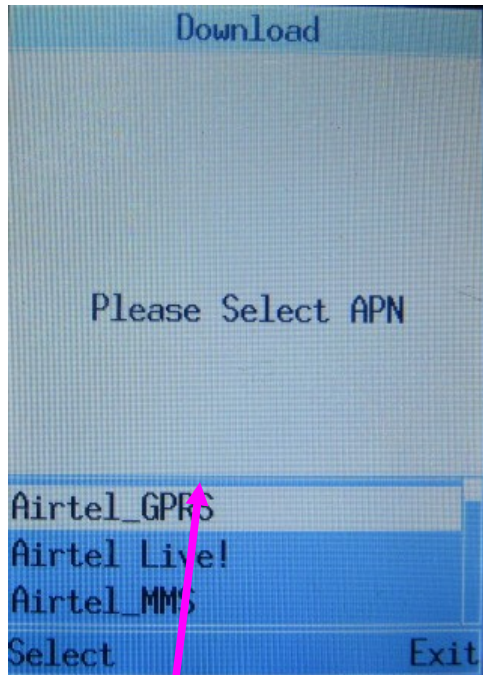


Go to Menu → **Multimedia**

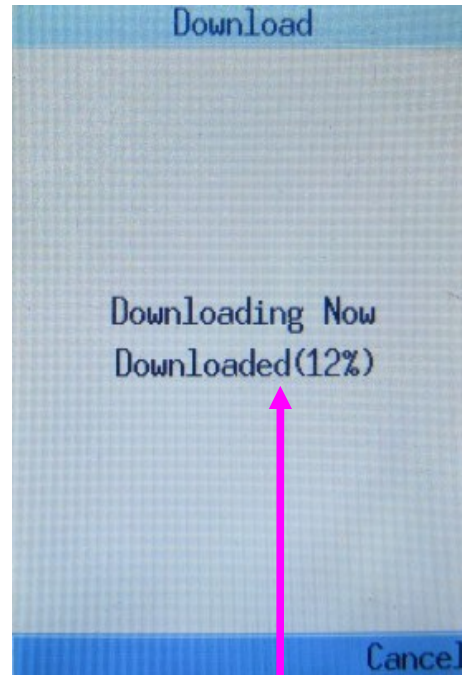
Select **UMCHAT** as shown in Fig.

**INTEX**

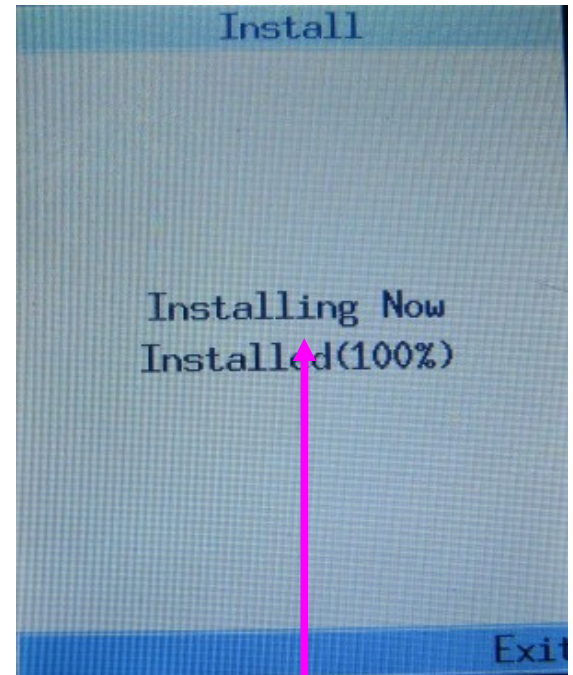
DEMAND MORE



Please select Service Provider as per your Sim.



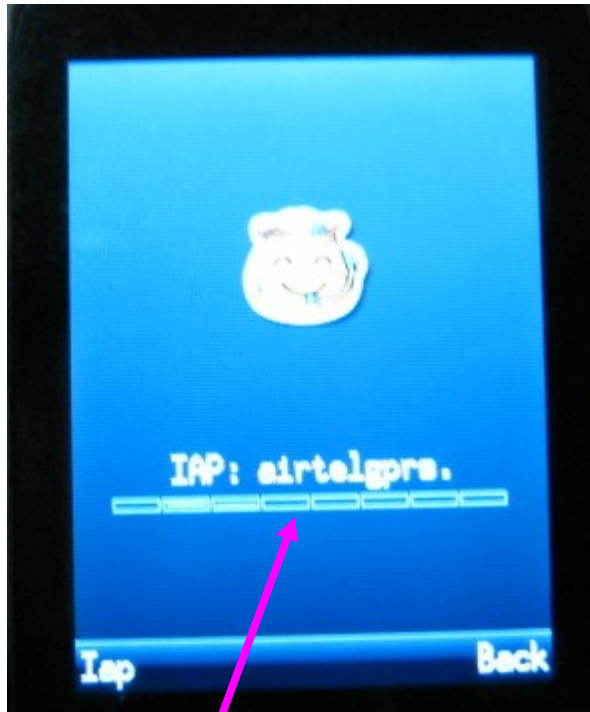
After Selecting provider, Downloading will start



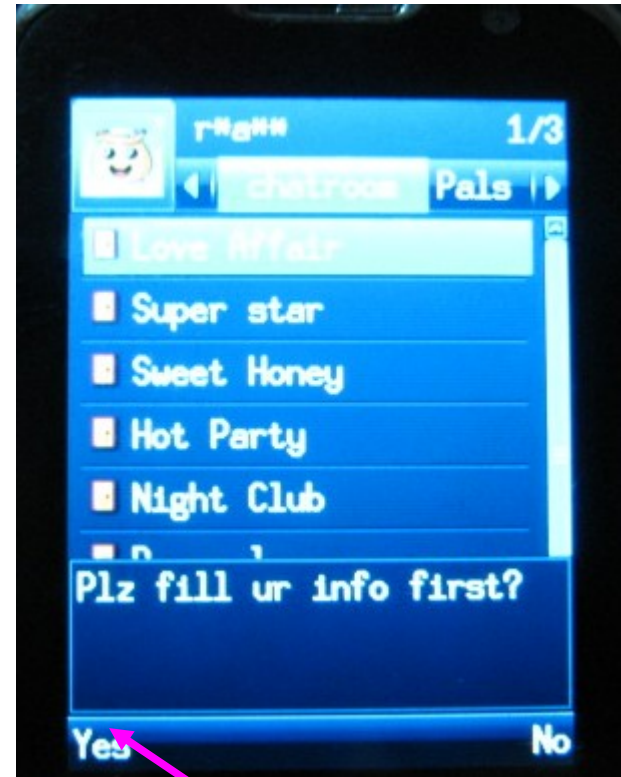
After download finish, it will start Installing process automatically



DEMAND MORE



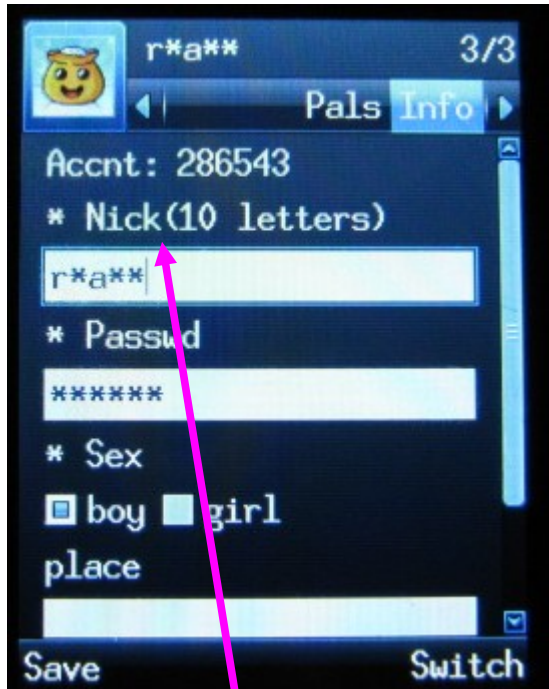
Pop up window will open on you screen



Pop up will open on your screen,press on 'yes' & fill your information.



DEMAND MORE



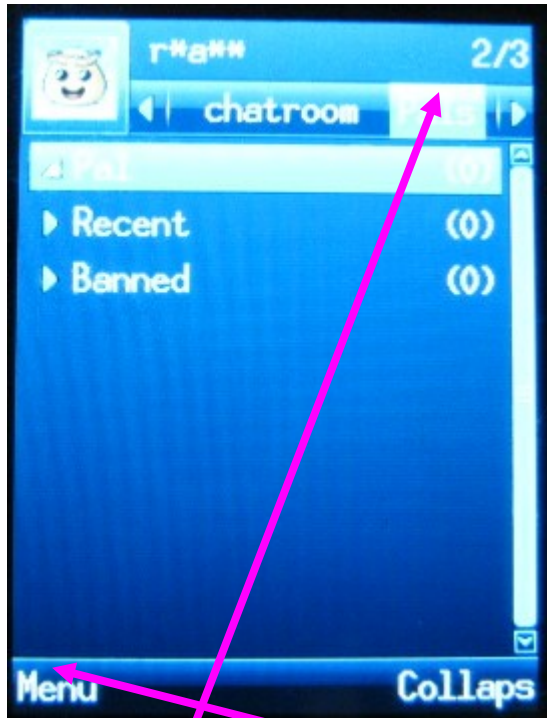
Enter Nick name, Password, Sex & Location, as shown in Fig. pls Save & switch to back page



Chat Room will show on screen as shown in fig.



DEMAND MORE

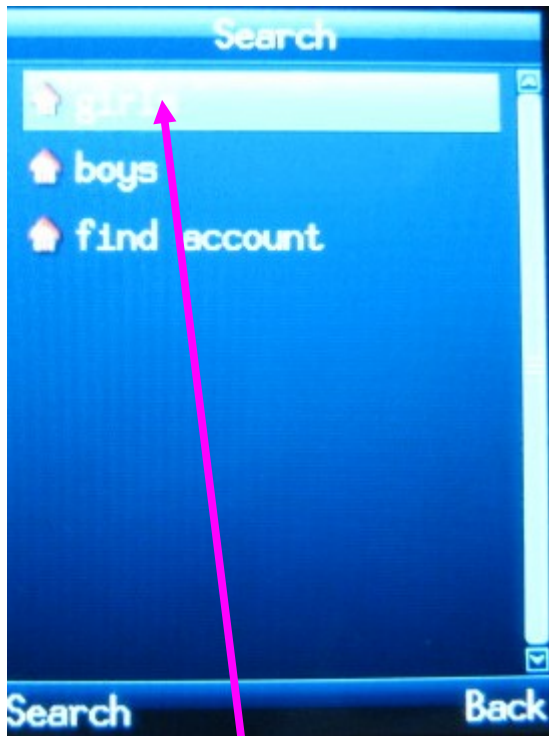


Go to **PALS**

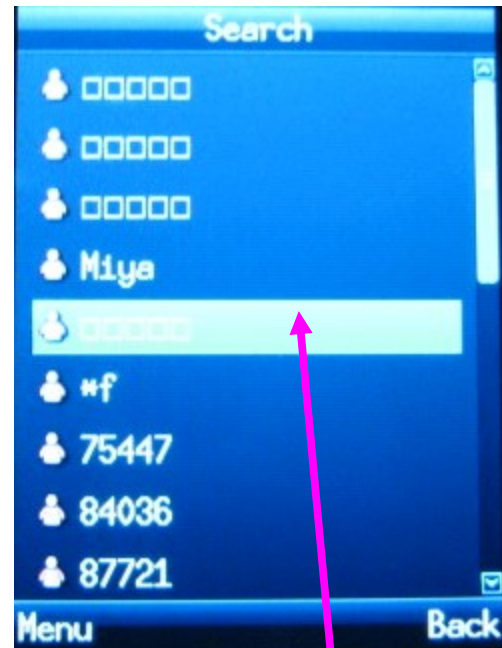
Click on Menu & select Search then select OK.



DEMAND MORE



These three Option shows on you screen,select option as per your choice

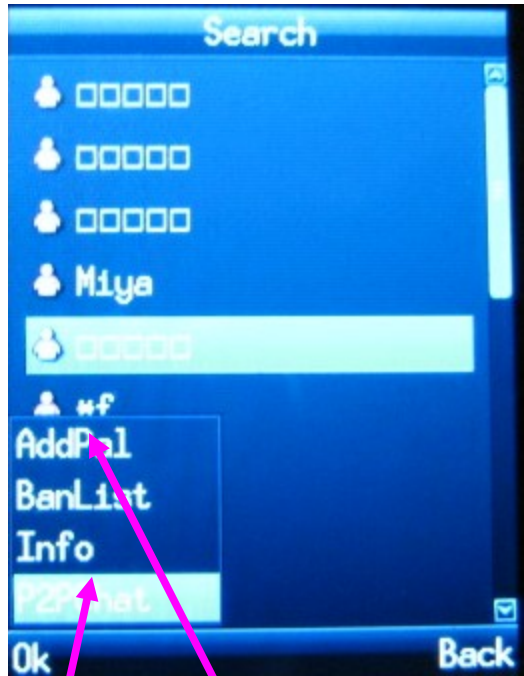


Choose any member for Chatting.



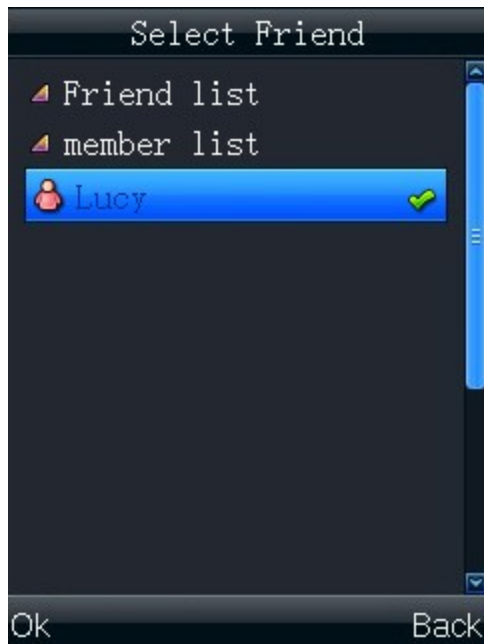
DEMAND MORE





If you want to add any member in your contact list,select on Add Pal,or you can directly start chatting by selecting P2P chart.

Now you can Invite directly to your friend,




If you Add,more than four member then you can chat video conference At a time with four member,as shown in Fig.

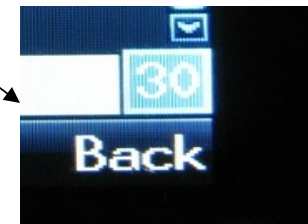
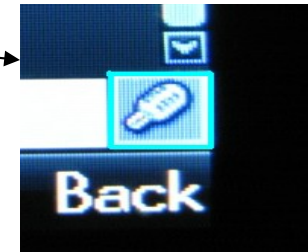
Note:- You can chat by voice & Text message both,

# How to talk & write a messages to your friend

- After inviting your friend , use your keypad navigation keys.
- How to talk :- Press right navigation, then your corsor will move



In to “ MIC” icon(As whow in pic)  
Press any numearic key , then your 30 sec time  
will start for talking & after talking you can stop your  
Talking by press any munearic key.(As whow in pic)

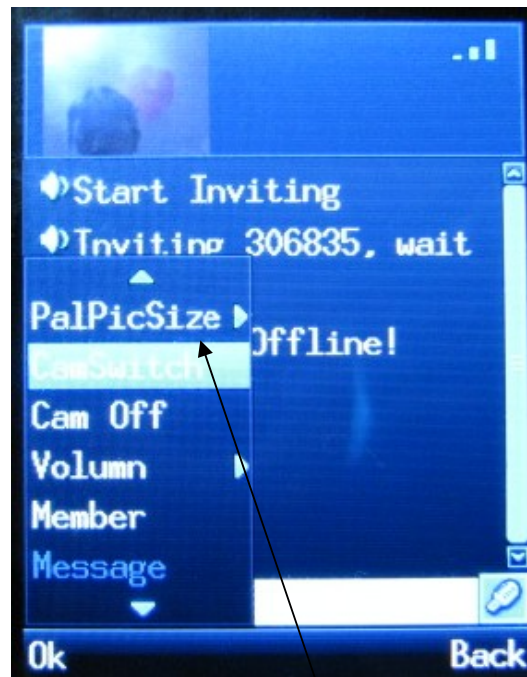
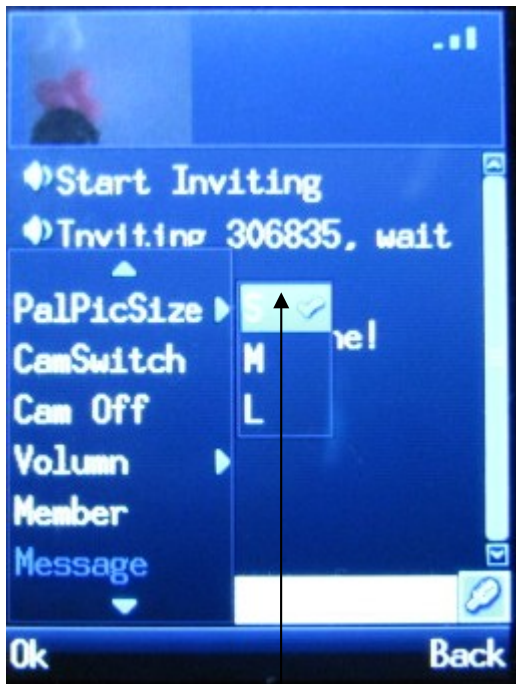


How to write:- Press left navigation key,your corsor will move  
For write text messages. (As whow in pic)



**INTEX**

DEMAND MORE



During Chatting you can select PalPic Size(Large,Medium,Small)

During Chatting you can select Cam Switch(Front & Back camera)

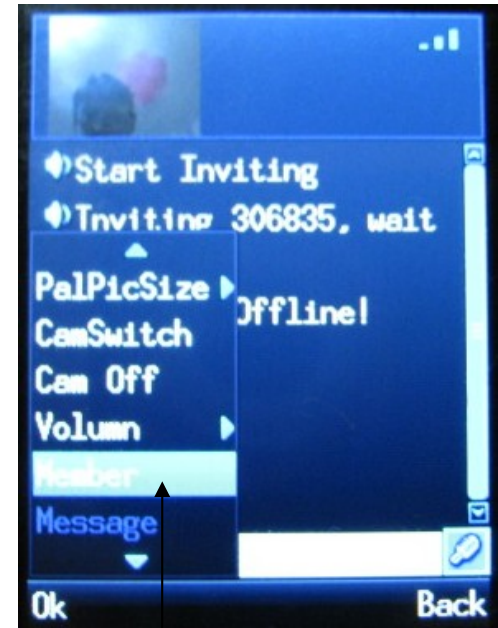
You can Switch off your Camera



DEMAND MORE



You can increase, reduce or Mute the volume as per your requirement.



You can add member directly from here



DEMAND MORE

# How to search your friend in UMCHAT

We Can search a person by three different ways.....

## 1) Through Same Chat Room

Both User should be Enter in Same Room, Press Menu Key & select multi chat option then it will open your available member list. After that you can find your friend is available or not.

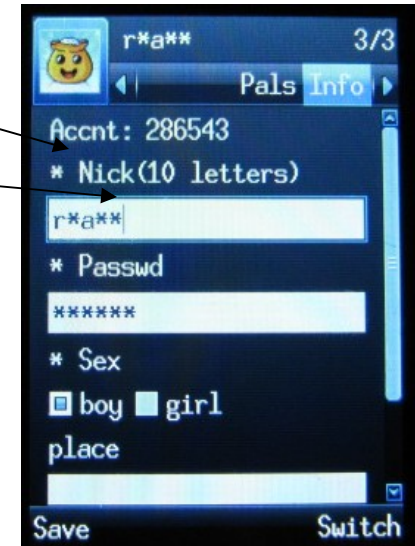
If Available then press Center key then Ok



## 2) Through Nick Name

Account Number

Nick name



You can Search Your Friend by Nick name also....

Go to Pals then Press Menu → Search → Three option will shown on Ur Screen,either you want to search girls,Boy & find Contacts you find by Boy contacts,all boys member list will open on your screen as shown in fig.



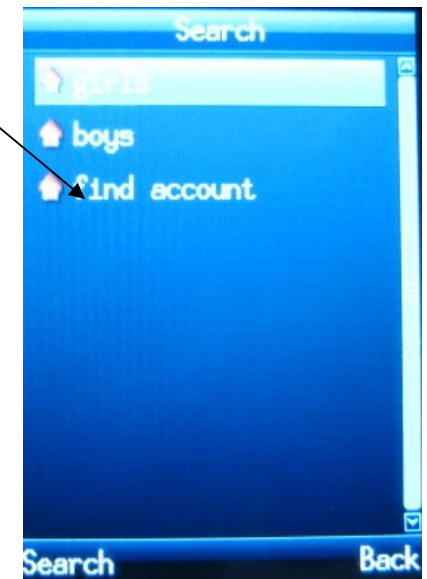
DEMAND MORE

### 3) Through Account Number

You can Search Your Friend by Account number also....

Go to Pals then Press Menu → Search → Find Account →

Enter Account Number → Ok



DEMAND MORE



## Questions

## Causes

## Solutions

Login fail or network failure

- 1 No mobile data service
- 2 Incorrect mobile data account settings
- 3 Wrong access point selection

- 1 Contact local mobile operator to subscribe GPRS/EDGE services with direct IP access with Internet
- 2 Set up correct data account in your mobile phone
- 3 Select the correct APN from drop down list when Face 2 Face report access error

How Face 2 Face works?

Face 2 Face transmits data through network operators mobile IP network. So there is no extra long distance call fee except GPRS/EDGE data package subscription

Why there is delay for voice and video?

GPRS/EDGE is IP network which bears a natural delay. Since IP network is a shared network, when signal is weak or network is busy, the delay may be longer.

Try move to a better signal spot if traffic is slow. Near the window or door may get a better signal transmission.

What is the traffic cost?

When you keep talking and video on, average cost is about 1-3 Megabytes per hour

Please contact local operators for GPRS/EDGE package subscription. A 30Megabytes package can support about 10-hour long normal video chat session

[www.intexmobile.in](http://www.intexmobile.in)

© Intex All rights reserved



DEMAND MORE